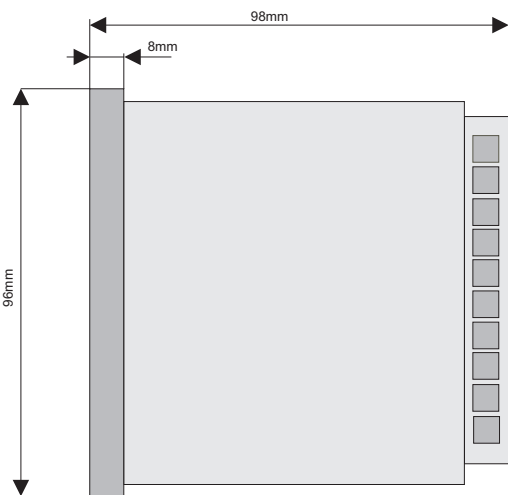
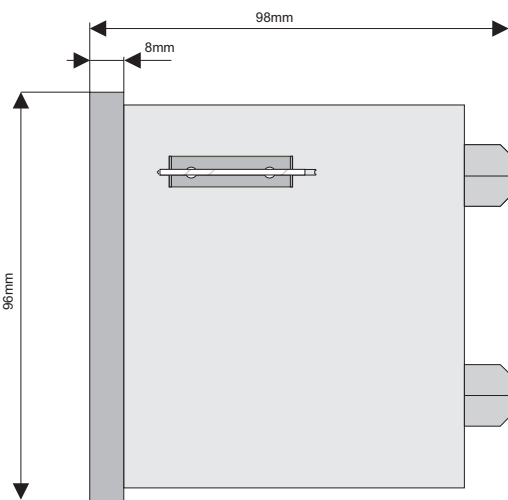


# Data logger type PMS-90R



- ✓ Up to 8 I/U inputs or RTD/TC inputs
- ✓ 1 digital input for recording release
- ✓ 2 relay outputs in standard (optoMOS)
- ✓ USB Host port for flush data storage
- ✓ RS-485 / Modbus RTU
- ✓ Power supply 19V ÷ 50V DC, 85 ÷ 260V AC
- ✓ Free configuration and recording software

## Application and functions




The industrial data logger PMS-90R is designed to record and display current values as well as to present technological parameters in the form of graphs. The device is equipped with 1, 4 or 8 U/I inputs (0/4-20mA, 0/1-5V, 0/2-10V) or RTD/TC inputs (Pt100, Pt500, Pt1000, TC type K, S, J, T, N, R, B, E), one impulse (digital) input for controlling the recording process and one USB Host port for flash data storage. The device has the memory capacity of 8 MB in version with USB (3 000 000 data recordings).

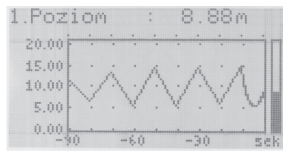
The measurement results can be represented in various forms (numerical, analog, graphic) equally as a singular reading, series of readings, or a group of channels. The archive of registered data can be searched, and the results of the search can be represented in graphic or tabular form.

The PMS-90 has 6 keys on the front panel. Keys enable the PMS-90R configuration. The menu assisted with full text descriptions makes the unit configuration of process quite easy. The data logger is fitted for galvanic insulated RS-485 interface, programmed with ModBus RTU transmission protocol. The PMS-90R can be programmed through PC with RS converter and Loggy Soft software.

## Front panel views



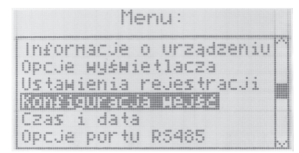
8- channels view displayed on the same time



History of process in time

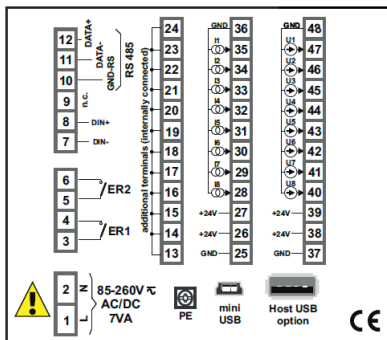


Presentation of results in "Single circuit" mode

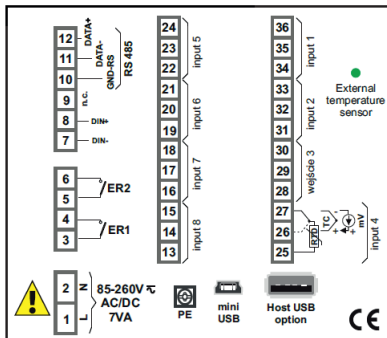


Main menu

## Electrical diagram



Version with U/I inputs



Version with RTD/TC inputs

## Input signal

### Technical data

U/I (0/4–20mA, 0/1-5V, 0/2-10V or mixed)

RTD/TC (Pt100, Pt500, Pt1000, TC type

K, S, J, N, R, B, E,

0-60mV, 0-75mV, 0-150mV or mixed)

## Power supply

19 – 50V DC, 85 – 260V AC

## Power consumption

max. 12 VA

## Measuring range

± 9999 (current inputs)

-100°C ÷ +600°C ( RTD input)

## Digital input

1 input 24V DC

## Internal power supply

24V DC/200mA

## Communication interface

RS-485 (Modbus RTU), USB Host port

## Transmission speed

up to 115 200bit/sec.

## Memory capacity

8 MB

## Display

graphic LCD 128x64

## Working temperature

0 ÷ 50 °C

## Casing dimensions

96x96x100 [mm]

## Relay outputs

24VAC (35VDC)/200mA (ER1, ER2)

## IP protection

Front side:

IP40 (front USB version)

IP65 (rear USB version)

Terminals:

IP20

## Optional accessories



- USB/RS-485 converter
- RS-232/RS-485 converter



Transparent door with moulded frame with key

## Ordering procedure

