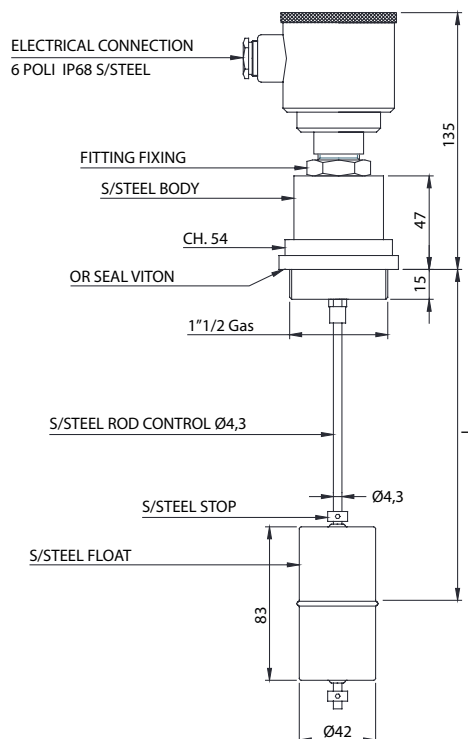


RL / AT - (G1 / G2)

LEVEL INDICATOR IN AISI 316 WITH 1 OR 2 POINTS OF CONTROL AND TEMPERATURE UP TO 200 °C



FEATURES:

The Rapid Level series "AT" can be used in all situations where it is necessary to have parts in contact with the liquid completely in AISI 316. You can control up to 2 separate point of control.

OPERATION:

When the float rises or falls, the magnet in the upper part of the rod goes to activate or deactivate in the body 1 or 2 reed contacts, thus having the possibility of sending an electrical signal that can drive any device connected to it.

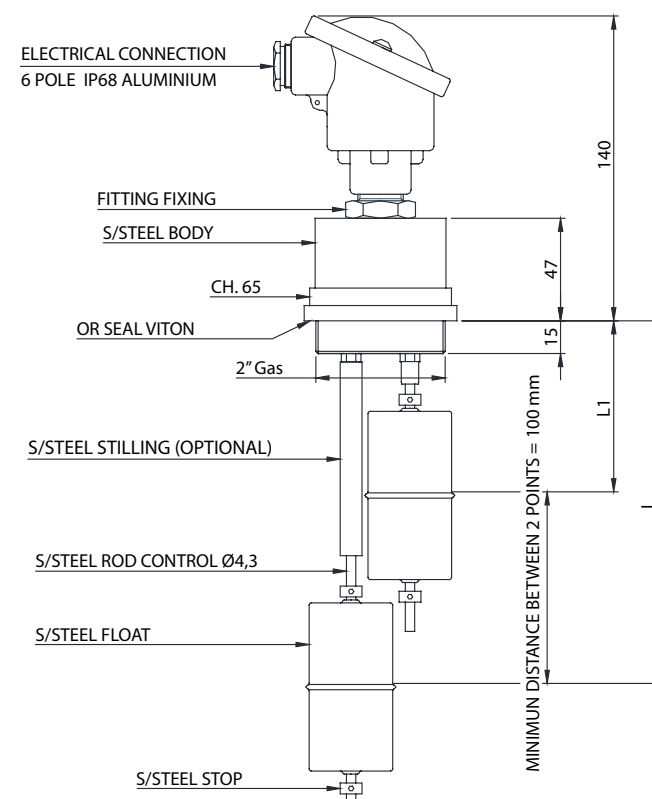
ADVANTAGES:

- Can be used with dirty liquid
- Control points adjustable at any time by the user
- IP68 protection
- Electrical part totally separated from the liquid in the tank

DIFFERENCES WITH THE OLD SERIES (RL / A - RL / T)

- All in stainless steel AISI 316, the body and the electrical connection on request.
- More compact and less space
- The possibility of a surge pipe in conditions of tanks with agitators or moving.


Maximum working pressure: 10Bar.



TECHNICAL DATA AND ORDER

| MOD. | PROCESS CONNECTION AND NUMBER OF CONTROL POINTS | ELECTRICAL CONTACTS | | ELECTRICAL CONNECTION | L | S/STEEL STILLING | OPERATING TEMPERATURE | | ELECTRICAL CONNECTION | | |
|-------|---|---------------------|--|---|-----------------|------------------|-----------------------|-------|-----------------------|--------------------|-----------------------|
| | | S1 | S1A | | | | S | H | K | 1 | 2 |
| RL/AT | 1"1/2 GAS - 1 ROD AND 1 POINT OF CONTROL | S1 | SPST - CLOSED IN THE ABSENCE OF LIQUID | 5-6 | FROM 60 TO 1000 | N | NONE | S | -20...+80°C | 1 | 6 POLE IP68 ALUMINIUM |
| | | S1A | SPST - CLOSED IN PRESENCE OF LIQUID | 5-6 | | | | H | -20...+120°C | | |
| | | S2 | SPDT - EXCHANGE | 6= COMMON 2= CLOSED IN ABSENCE 1= CLOSED IN | | | | 1-2-6 | I | PRESENT IN S/STEEL | K |
| RL/AT | G1 | S2 | | 500 | N | H | | | 2 | | |

PLAN VIEW OF TERMINAL INSIDE THE HEAD



- In situations where the liquid has a lot of movement inside the tank, it is recommended to use a stilling INOX that goes to protect the sliding of the rod control.

- For all levels an electrical connection is provided through a head aluminum IP68, on request you can have the variant in AISI 316 IP68 which also includes the bleed nipple, 316. This solution is particularly suitable for harsh conditions or in the marine environment.

| ELECTRICAL CHARACTERISTICS | | |
|----------------------------------|-----|----|
| S1 | S1A | S2 |
| 1A. 20W 20V.A. 150VDC 150 VAC | | |

| MOD. | PROCESS CONNECTION AND NUMBER OF CONTROL POINTS | ELECTRICAL CONTACTS OF MINIMUM ROD "L" | | ELECTRICAL CONNECTION | ELECTRICAL CONTACT OF MAXIMUM ROD "L1" | | ACTION POINTS | | S/STEEL STILLING | OPERATING TEMPERATURE | ELECTRICAL CONNECTION | | | |
|-------|---|--|--|--|--|----------------|---------------|------|------------------|-----------------------|-----------------------|--------------|-----------------|--|
| | | S1 | S1A | | S1 | S1A | L | L1 | | | 1 | 2 | | |
| RL/AT | 2" GAS 2 RODS AND 2 POINTS OF CONTROL | S1 | SPST - CLOSED IN THE ABSENCE OF LIQUID | 1-2 | FROM 160 TO 1000 | FROM 60 TO 900 | N | NONE | I | PRESENT IN S/STEEL | S | -20...+80°C | 1 | 6 POLE IP68 ALUMINIUM |
| | | S1A | SPST - CLOSED IN PRESENCE OF LIQUID | 1-2 | | | | | | | H | -20...+120°C | | |
| | | S2 | SPDT - EXCHANGE | 1= COMMON 5= CLOSED IN PRESENCE 2= CLOSED IN ABSENCE | | | | | | | 1-5-2 | S2 | SPDT - EXCHANGE | 3= COMMON 6= CLOSED IN PRESENCE 4= CLOSED IN ABSENCE |
| RL/AT | G2 | S2 | | + | S2 | 1000 | 900 | N | H | 2 | | | | |