


FEATURES

- 3 different loop designs
- Tig welded & hydro-tested
- Seamless pipes construction
- Threads welded
- Max working pressure 160 bar
- Max working temperature 400°C

APPLICATION

- Heat dispenser for gauges, switches & transmitters
- Boilers

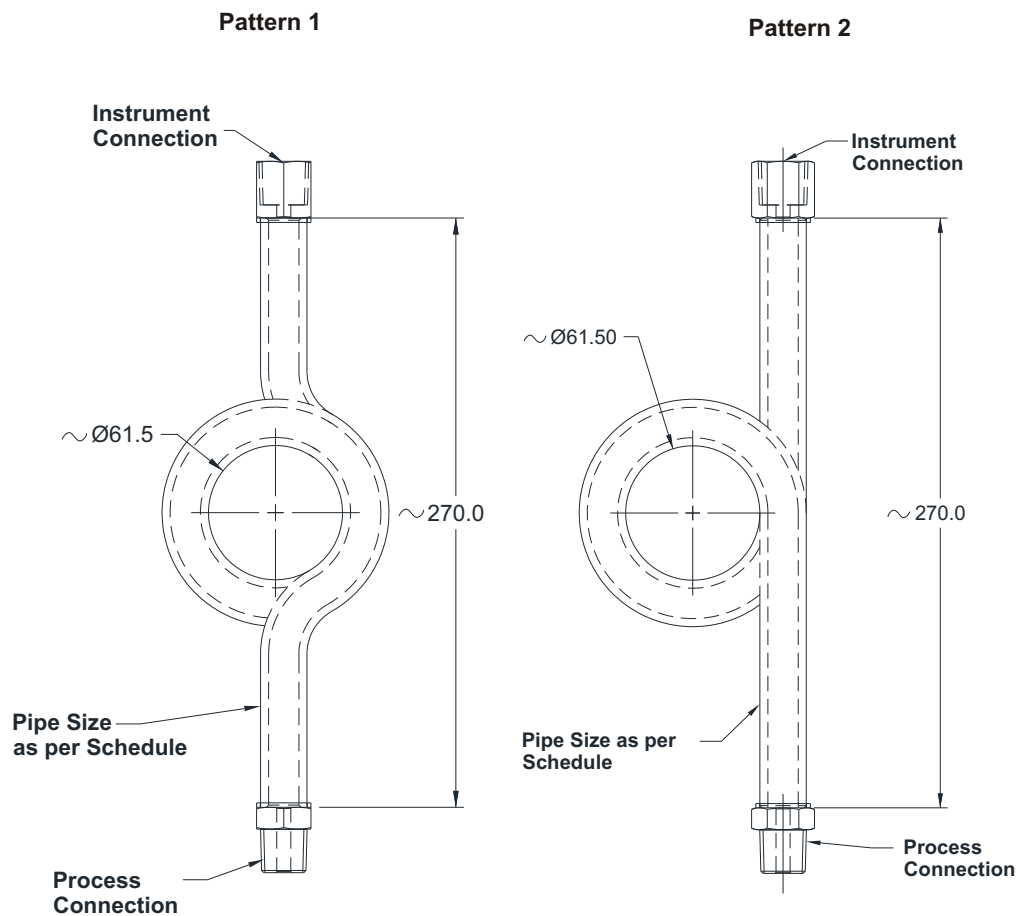
Rigid Construction



STANDARD SPECIFICATIONS

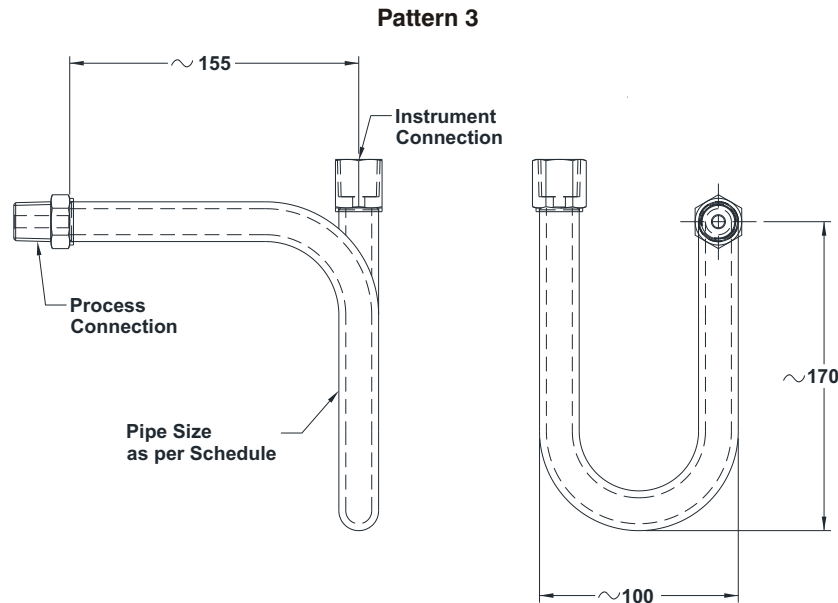
Type	: Pattern 1 (Coiled type)
Material	: AISI 316 SS
Instrument connection	: 1/2" Pipe-end
Pipe size & schedule	: Pipe 1/2" Sch 40
Connection type	: Weld-in connection
Process connection	: 1/2" Pipe-end
Maximum working pressure	: As per PT chart
Maximum working temperature	: As per PT chart

DIMENSIONAL DRAWING



All dimensions are in mm.

DIMENSIONAL DRAWING



All dimensions are in mm.

ORDERING CODES

1. TYPE

- 1 Pattern 1 (Coiled type)
- 2 Pattern 2 (Pigtail type)
- 3 Pattern 3 ("U" type)

1

2. MATERIAL

- MB ASTM A105 / Carbon Steel²
- MC AISI 304SS
- MF AISI 316 SS
- MG AISI 316L SS

MF

3. INSTRUMENT CONNECTION

- | | | | |
|-----|---------------|-----|----------------|
| 12B | 1/4" BSP (M) | 13B | 3/8" BSP (M) |
| 14B | 1/2" BSP (M) | 12N | 1/4" NPT (M) |
| 13N | 3/8" NPT (M) | 14N | 1/2" NPT (M) |
| 02B | 1/4" BSP (F) | 03B | 3/8" BSP (F) |
| 04B | 1/2" BSP (F) | 02N | 1/4" NPT (F) |
| 03N | 3/8" NPT (F) | 04N | 1/2" NPT (F) |
| I14 | 1/4" Pipe-end | I38 | 3/8" Pipe-end |
| I12 | 1/2" Pipe-end | 04M | M20x1.5 mm (F) |

I12

4. PIPE SIZE & SCHEDULE

- | | | | |
|----|-------------------|----|------------------|
| U3 | Pipe 3/8" Sch 40 | U4 | Pipe 3/8" Sch 80 |
| U5 | Pipe 1/2" Sch 40 | U6 | Pipe 1/2" Sch 80 |
| UA | Pipe 1/4" Sch 40 | UB | Pipe 1/4" Sch 80 |
| UC | Pipe 1/2" Sch 160 | | |

U5

5. CONNECTION TYPE

- C0 Weld-in connections
- C1 Thread on pipe, male
- C2 Connection through adaptors
- C3 Swivel female

C0

6. PROCESS CONNECTION

- | | | | |
|-----|----------------|-----|---------------|
| 12B | 1/4" BSP (M) | 13B | 3/8" BSP (M) |
| 14B | 1/2" BSP (M) | 12N | 1/4" NPT (M) |
| 13N | 3/8" NPT (M) | 14N | 1/2" NPT (M) |
| 02B | 1/4" BSP (F) | 03B | 3/8" BSP (F) |
| 04B | 1/2" BSP (F) | 02N | 1/4" NPT (F) |
| 03N | 3/8" NPT (F) | 04N | 1/2" NPT (F) |
| I14 | 1/4" Pipe-end | I38 | 3/8" Pipe-end |
| I12 | 1/2" Pipe-end | | |
| 14M | M20x1.5 mm (M) | | |

I12

7. OTHER OPTIONS

- TC Material test certificate 3.1
- TM Material test certificate 2.2
- TN Tested to NACE standards
- TO Certification for Oxygen service
- TI IBR Certification
- XM Marking by engraving
- XL Marking by laser
- P8 Epoxy coating

XM

Ordering Example : A102-1-MF-I12-U5-C0-I12-XM

NOTES:

1. Other process connections are available through adaptors.
2. Red oxide painted.
3. General Tolerance in total length : ± 10 mm, \varnothing : ± 2 mm
4. NACE testing is applicable upon minimum quantity, please contact factory.