

FEATURES

- Bimetal helix system
- Hermetically sealed
- Stem length max 1.5 Mtr
- Optional External Zero adjustment
- ATEX approved

APPLICATION

- Liquid & gaseous mediums
- Corrosive environments
- Oil & Gas applications
- Chemical & Petrochemical
- Food & Beverages
- Nuclear power plants

General purpose



STANDARD PARAMETERS

Accuracy	: CL 1.0 (Class 1)
Ambient temperature	: -20...+60°C
Over range limits	: 110% full scale
Stem pressure rating	: 25 bar (Without thermowell)
Weld joints	: TIG argon arc welding

MATERIAL OF CONSTRUCTION

Sensing element	: Coiled bimetal strip
Case & Ring material	: AISI 304 SS
Stem & Process connection material	: AISI 316 SS
Dial	: Aluminum, black graduation on white background
Pointer	: Slotted zero adjustable, aluminum, black powder coated (Fix pointer for DN50)
Gaskets	: NBR
Window	: Sheet glass

STANDARD SPECIFICATIONS

Dial size	: DN50 / DN 63 / DN80 / DN100 / DN125 / DN150
Range	: -80...0...600°C / -110...0...1100°F
Mounting pattern	: Direct Bottom connection
Stem size	: 6.0 mm
Ingress protection	: IP 65
Stem length	: 25 mm to 1500 mm*
Process connection type	: Adjustable connection
Process connection	: 1/2" NPT (M) / 1/2" BSP (M)

STANDARD SPECIFICATIONS : DAMPENING LIQUID FILLED, GLYCERIN

Gaskets & Filling plugs	: NBR
Dampening liquids	: Glycerin 99.7% (-20°C to 65°C) [Up to range 100°C]
Window	: Shatterproof safety glass

STANDARD SPECIFICATIONS : DAMPENING LIQUID FILLED, SILICON

Gaskets & Filling plugs	: NBR
Dampening liquids	: Silicon oil [Up to range 200°C]
Window	: Shatterproof safety glass

* Depending on range & stem diameter

REFERENCE

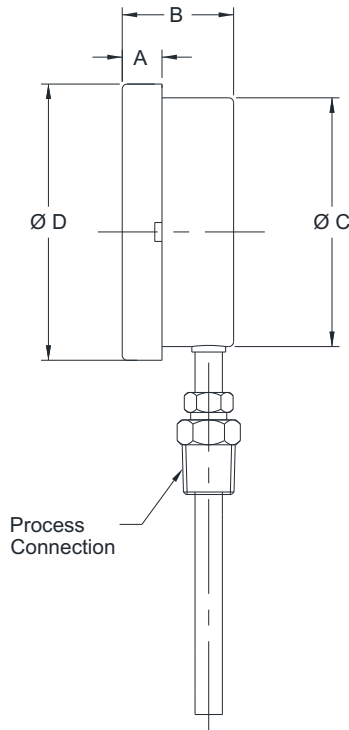
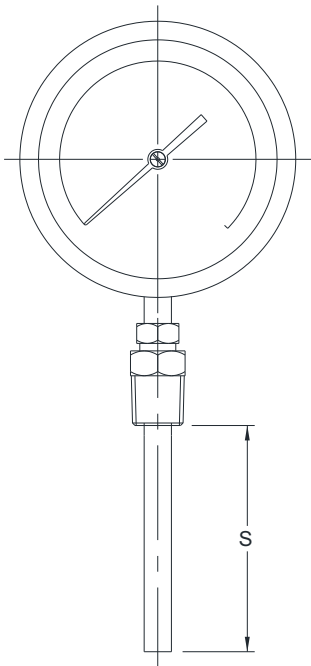


EN 13190

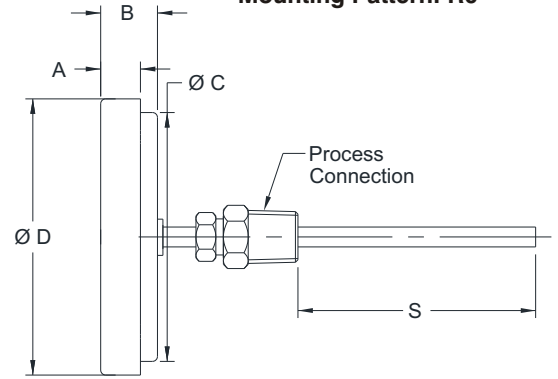
II 2 GD c

DIMENSIONAL DRAWING

Mounting Pattern: B0



Mounting Pattern: R0



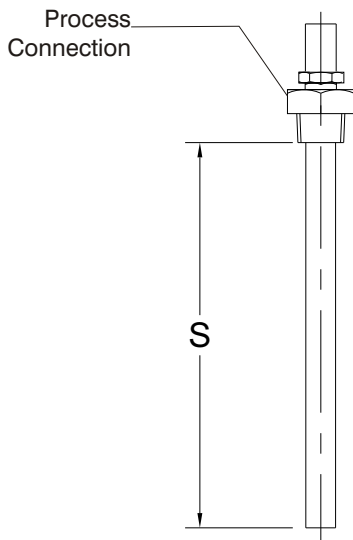
NS	A	B	ØC	ØD	S	Weight (gram)
50	6.5	23	51.5	57.5	*	108
63	10	23	62.5	70	*	156
80	9.5	23	80	89.5	*	244
100	12	23	100	111	*	518
125	15	23	118.5	129	*	585
150	15	23	149	161	*	800

NS	A	B	ØC	ØD	S	Weight (grams)
50	6.5	23	51.5	57.5	*	108
63	10	23	62.5	70	*	156
80	9.5	23	80	89.5	*	244
100	12	23	100	111	*	518
125	15	23	118.5	129	*	585
150	15	23	149	161	*	625

All dimensions are in mm.

* As per customer requirement.

STEM LENGTH CHART



Stem Diameter	6 mm & 1/4"	8 mm	10 mm	12 mm
Range (°C)	Min. Stem Length			
	(mm)	(mm)	(mm)	(mm)
0...50	130	110	110	110
0...60	110	95	95	95
0...80	95	70	70	70
0...100	75	70	70	70
0...120	70	60	60	60
0...150	60	50	50	50
0...200	50	45	45	45
0...250	40	35	35	35
0...300	60	50	50	50
0...400	50	45	45	45
0...500	45	40	40	40
0...600	40	35	35	35

1. All length mentioned above are to be considered below thread only.
2. For other reduced length, contact factory before ordering.

NOTES

1. DN50 is available in Centre back connection (R0) only.
2. Equivalent scales available in °F, °C/°F, °F/°C. Please contact factory for details.

ORDERING CODES

1. DIAL SIZE

02	50 mm / 2"
25	63 mm / 2½"
03	80 mm / 3"
04	100 mm / 4"
05	125 mm / 4½"
06	150 mm / 6"

04

2. RANGE

XXX Refer "Range Table"

C16

3. MOUNTING PATTERN

B0	Direct, Bottom connection
R0	Centre, Back connection

B0

4. STEM DIAMETER

M60	6.0 mm
I14	¼" (6.35 mm)
M80	8.0 mm
M95	9.5 mm
M10	10 mm
M12	12 mm

M60

5. INGRESS PROTECTION

ER	IP 65
ES	IP 66
ET	IP 67
EU	Hermetically sealed

ER

6. STEM LENGTH

XXXX Up to 1,500 mm

150

7. PROCESS CONNECTION TYPE

KX	Fixed connection
KW	Adjustable connection
BW	Swivel / Revolving connection

KW

8. PROCESS CONNECTION

14N	½" NPT (M)
14B	½" BSP (M)
12N	¼" NPT (M) ³
12B	¼" BSP (M) ³
14M	M20 X 1.5 mm (M)
13B	3/8" BSP (M) ⁴
T15	1.5" Triclover
15N	¾" NPT (M)
15B	¾" BSP (M)
04N	½" NPT (F)
05N	¾" NPT (F)
16M	M27 X 2.0 mm (M)

14N

9. OTHER OPTIONS

BA	Case & Ring in AISI 316 SS (B0)
BG	Case & Ring in AISI 316 SS (R0)
GC	Shatterproof safety glass
GZ	External zero adjustment
OA	Dampening liquid, silicon oil (200°C)
RA	Rubber parts, Viton
TA	5 - point factory calibration certificate
TM	Material test certificate 2.2
XF	SS tag plate, AISI 304 SS
XG	SS tag plate, AISI 316 SS
XT	Dial tag marking
XR	Custom designed dial
EG	Dampening liquid, glycerin (65°C)

XX

Ordering Example : T501-04-C16-B0-M60-ER-150-KW-14N

RANGE TABLE

RANGE(°C)	CODE	RANGE(°C)	CODE	RANGE(°C)	CODE
-20...+40	C01	0...50	C13	0...200	C20
-20...+60	C02	0...60	C14	0...250	C21
-30...+70	C08	0...80	C15	0...300	C22
-30...+120	C05	0...100	C16	0...400	C23
-50...+100	C11	0...120	C17	0...500	C24
-80...+120	C12	0...150	C18	0...600	C25

NOTES

- For other connections, please contact factory.
- DN50 is available in Centre back connection (R0) only.
- 1/4" connections are available up to 1/4" (6.35 mm) stem diameter only.
- 3/8" connections are available up to 10 mm stem diameter only.