


# Y filter

Model 191



It enables the filtration and accumulation of suspended solid particles, dragged by fluids, for their subsequent removal. In this way, we protect water control and regulation equipment underneath the filter and prevent collateral damage.

Works with: steam, hot and superheated water, thermal oil, process water, gases, glycol, compressed air, neutral fluids, etc.

Applications in: processing industry, shipbuilding, air conditioning systems, thermal oil installations and systems, vacuum installations, etc. In accordance with the requirements of Directive 2014/68/EU.

### Specifications

- Designed to be environmentally friendly.
- Materials carefully selected for their resistance to wear, temperature and corrosion.
- Filter free from silicones and asbestos.
- Simple construction.
- Assembly vertically downwards or horizontally with the cover on the lower section. Easy installation.
- Interior design of the body is designed to provide a favourable flow profile. This guarantees a very low pressure loss.
- Long life cycle with high operating efficiency.
- Threaded cap that facilitate drainage, maintenance and cleaning of the strainer. Practically maintenance-free.
- Each one of the filters is rigorously tested and checked.
- All of the components are numbered, registered and controlled. If it is previously requested, the filter will be accompanied by certificates for materials, strains, tests and performance, as well as the instruction manual in accordance with E.P.D. 2014/68/EU.

### IMPORTANT

If necessary, we recommend the use of Model 008 thermal and acoustic insulation jackets.

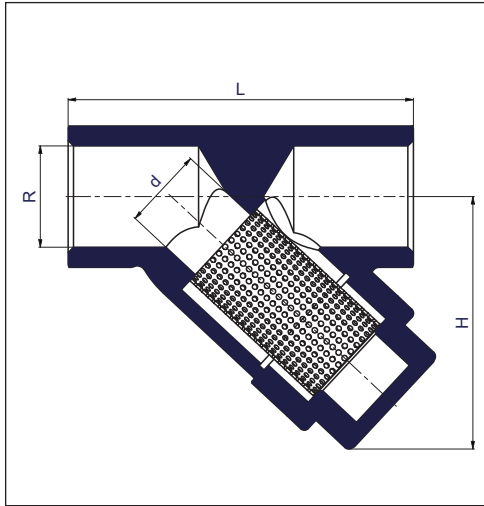
On demand:

- Can be made from other types of materials, for special working conditions (high temperatures, fluids, etc.).
- Other connections.


Nº. PIECE	PIECE	MATERIAL		
1	Body	Stainless steel (EN-1.4408)		
2	Strainer	Stainless steel (EN-1.4401)		
3	Gasket	PTFE (Teflon)		
4	Cap	Stainless steel (EN-1.4408)		
R		1/4" to 2" (GAS, NPT, SW)		
PN		40		
SERVICE CONDITIONS	PRESSURE IN bar	40	38,1	31,8
	MAX.TEMP. IN °C	50	100	180
	MIN.TEMP. IN °C	-20		

EN ASME/FNTP ASME/SW ASME/ANSI

R			1/4"	3/8"	1/2"	3/4"	1"	1 1/4"	1 1/2"	2"	
CONNECTIONS	Female Thread Gas Whitworth cylindrical ISO 228/1 (DIN-259)										
	NPT thread ASME B1.20.1										
	Welding ends SW ASME-B16.11										
L			56	56	65	75	90	110	120	140	
H			37,8	37,8	44,7	52,1	65,7	70	79,5	95,5	
d			11	11	15	20	25	32	38	48	
Øa										1	
b										1	
MESH WIDTH										1	
WEIGHT IN kgs.		STAINLESS STEEL	0,17	0,17	0,17	0,30	0,40	0,65	0,85	1,20	
CODE	STAINLESS STEEL 2301-191.	GAS	8042	8382	8022	8342	8102	8142	8122	8202	
		NPT	80421	83821	80221	83421	81021	81421	81221	82021	
		SW	80422	83822	80222	83422	81022	81422	81222	82022	



FLOW COEFFICIENT EN 60534-2-3 Water at 20°C	
R	Kvs m <sup>3</sup> /h ΔP= 1 bar
1/4"	1,50
3/8"	2,90
1/2"	3,40
3/4"	6,70
1"	9,80
1 1/4"	15,00
1 1/2"	26,70
2"	35,50



### Installation example

